





MEAL  
PLANNING

# Fortune Teller



Make weekly lunch decisions a snap with this printable, foldable origami game that includes all the ingredients you'll need to create a sandwich. Each kid can take a turn (or more!)

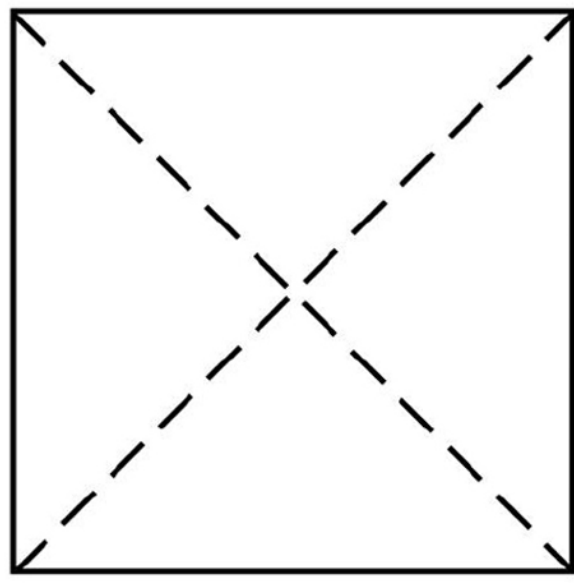
**to determine what their sandwich futures hold.**



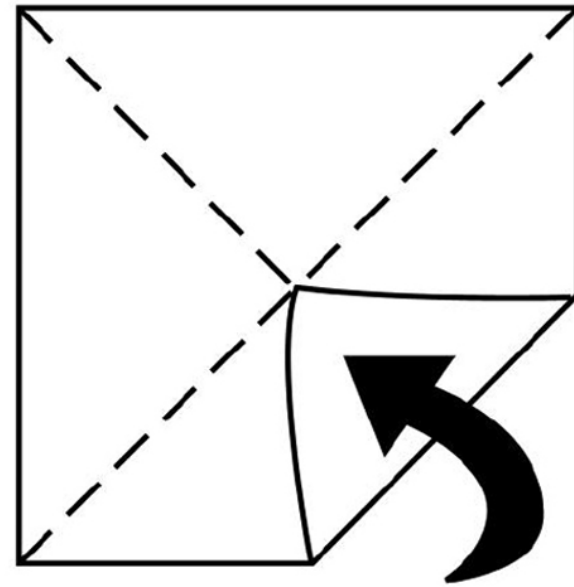
Croissant	1	2	Wrap
8	Boar's Head American Cheese (Yellow)  Boar's Head Deli Dressing	Boar's Head American Cheese (White)  Boar's Head MapleGlazed Honey Coat® Ham	3
7	Boar's Head Honey Mustard  Boar's Head EverRoast® Chicken	Boar's Head Pickle Chips  Lettuce OR Tomato	4
Bread	9	5	Roll

# THE Mealtime Imaginarium

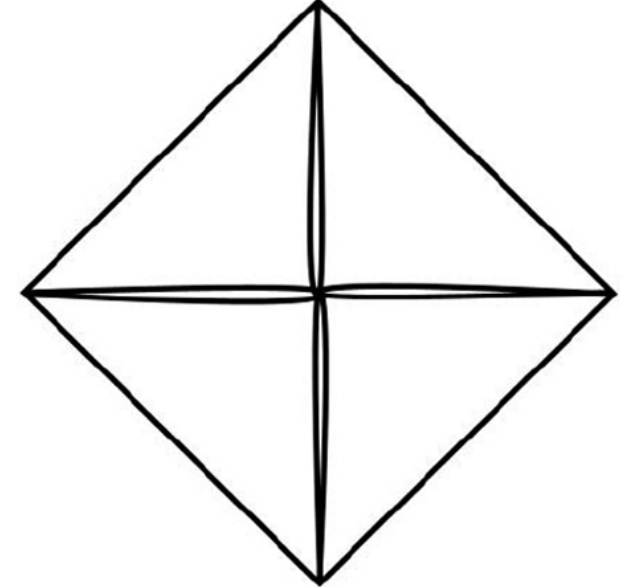
## FOLDING INSTRUCTIONS



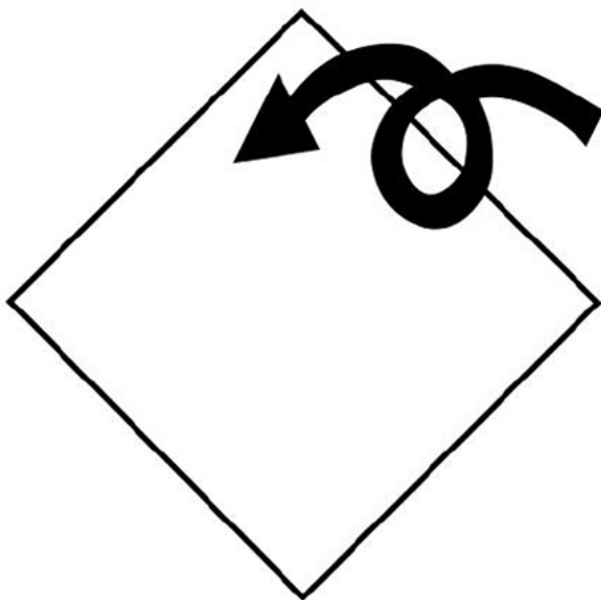
- 1** Cut out the square template and turn the page so the numbers are facing down.



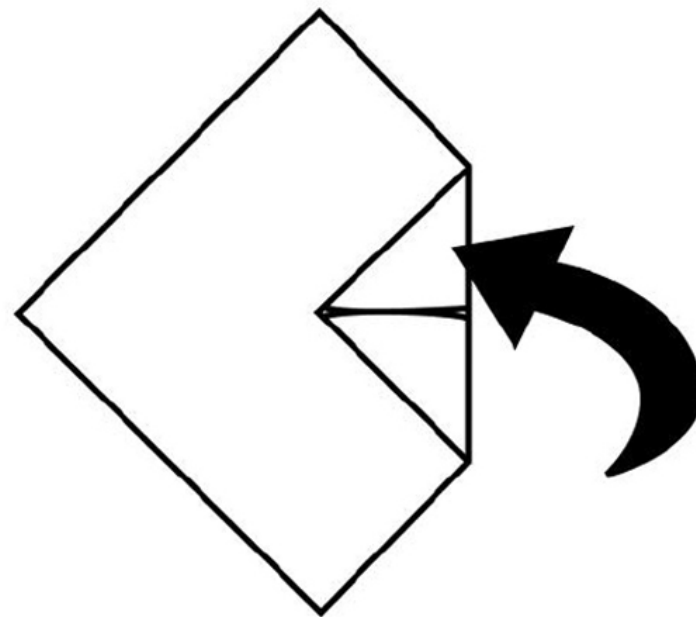
- 2** Fold all corners so the points meet in the center.



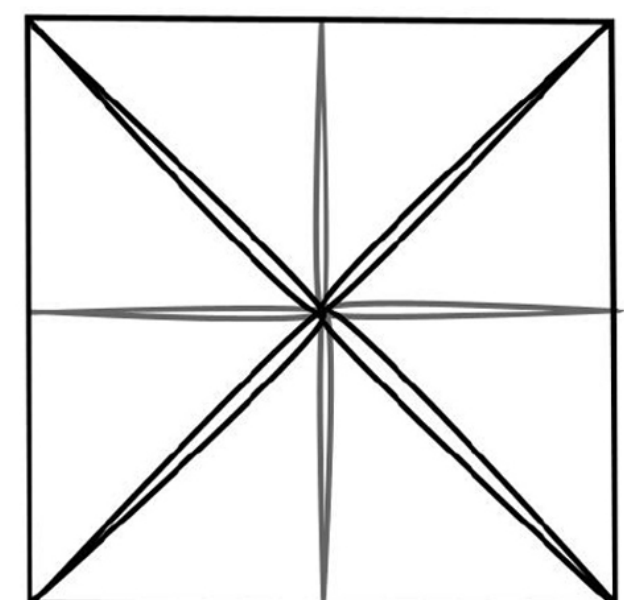
- 3** Fully folded, it should look this way.



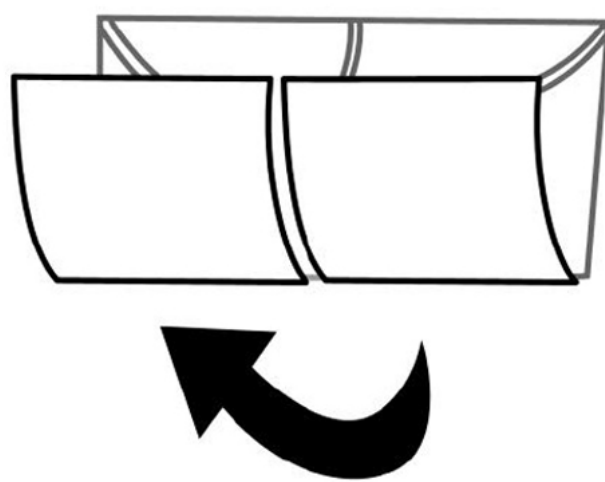
- 4** Turn the folded paper to the other side.



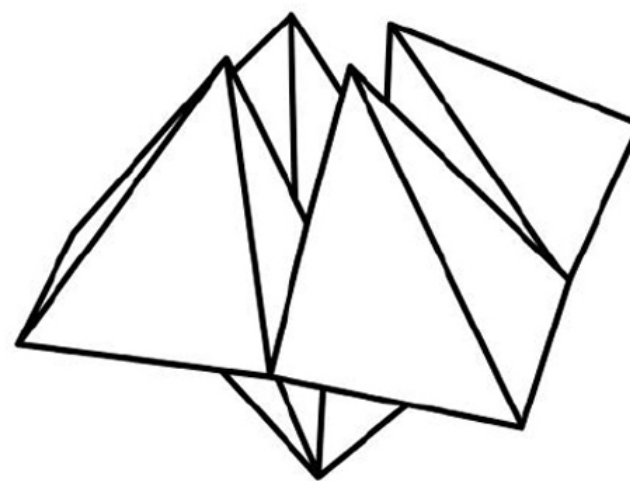
- 5** Fold all corners so the points meet in the center.



- 6** Now it should look this way.



- 7** Fold the page in half.



- 8** Insert your fingers into the corners so they tent out into this shape.

## HOW TO PLAY

1. Pick a bread from the outer four folds to choose that option first (bread, wrap, roll, or croissant).
2. Move your fingers in and out with each letter as you spell out the bread option.
3. You'll land on a set of four numbers—pick one and lift the flap to reveal a sandwich item beneath it that can be placed inside the initial bread choice.
4. Continue until you have all the ingredients for a custom fortune-told sandwich.